

From

The Director General
Technical Education Department, Haryana
Bays No. 7-12, Sector-4, Panchkula

To

1. The Director Principal, State Institute of Engineering and Technology, Nilokheri/Ch. Ranbir Singh State Institute of Engg. & Technology, Silani-Kesho Jhajjar/Rao Birender Singh State Institute of Engineering and Technology, Zainabad, Rewari/Ch. Devi Lal State institute of Engg. & Tech. Panniwala Mota, Sirsa.
2. The Principal, Govt. Polytechnic, Ambala/Nilokheri/Sonepat/Sirsa/Hisar/ Narnaul/Jhajjar /Adampur/Dhangar/Jattal/Hathnikund/ Govt. Polytechnic for Women, Ambala City/Faridabad/Sirsa.
3. The Principal, Govt. Polytechnic Education Society, Uttawar/ Loharu/ Cheeka/ Manesar/ Sampla/ Sanghi/ Lisana/ Narwana/ Nathusari Chopta/ Bhiwani/ Meham/ Mandkola/ Indri/ Shergarh/ Malab/ Chhappar, GPWES, Morni.
4. The Principal, Vaish Technical Institute, Rohtak/ Chhotu Ram Polytechnic, Rohtak/ Seth Jai Parkash Polytechnic, Damla.

Memo No. 149-193 /IT

Dated: 30/07/2020

Subject: Guidelines / Procedures for providing free Passport to the final year students of Technical Institutions in the State of Haryana.


Kindly refer to the subject noted above.

2. In this connection it is intimated that the announcement made by the Hon'ble CM in the 'Budget Speech-2020' vide point no. 72, which reads as under:

“72. भारत से बाहर के विश्वविद्यालयों तथा विदेश में रोजगार के अवसरों से अवगत कराने हेतु महाविद्यालयों में एक नई महत्वाकांक्षी योजना पासपोर्ट सहायता के लिए शुरू की गई है, जिसके तहत अंतिम वर्ष के सभी विद्यार्थियों के पासपोर्ट निःशुल्क बनाए जाएंगे।”

In compliance to the above, please find enclosed herewith the guidelines for filling up Passport application as received from Regional Passport Office (RPO), Chandigarh. The Passport fees may be given from Student Fund at this stage which shall be recouped on receipt of Budget from State Govt. Further, the schedule for making of Passports (copy enclosed) be followed strictly by the respective Institute. Weekly action taken report may be submitted to the head office.

DA/as above



Joint Director
for Director General Technical Education
Haryana, Panchkula

Endst. No. 194

/IT

Dated: 30/07/2020

A copy of the above is forwarded to PS to DGTE for kind information of DGTE, please:


Joint Director
for Director General Technical Education
Haryana, Panchkula

Passport application form filling guidelines - PPT

1 message

rpo.chandigarh <rpo.chandigarh@mea.gov.in>
To: jditdte@gmail.com
Cc: Harmeet K <harmeet.k@tcs.com>

Wed, Jul 29, 2020 at 1:22 PM

Dear Madam,

Please find attached the reference PPT for form filling of passport application. Kindly share list of booked appointments before appointment date to facilitation at PSK.

Share list on following email ids-
rpo.chandigarh@mea.gov.in
harmeet.k@tcs.com

सादर:-

क्षेत्रीय पासपोर्ट कार्यालय/Regional Passport Office

विदेश मंत्रालय (भारत सरकार)

Ministry of External Affairs (Govt. of India)

एस. सी. ओ. 28-32, सेक्टर 34-ए, चण्डीगढ़

SCO, 28-32, Sector-34 A, Chandigarh

टेलिफोन सं०/Tele No. +91 1722624987, 2624988

फैक्स सं०/Fax No. +91 1722601863

विपत्र/E-mail : rpo.chandigarh@mea.gov.in

निःशुल्क हेल्पलाइन/Tollfree helpline : 18002581800

ट्विटर/Twitter : @RPOchandigarh

मुलाकात का समय : सभी कार्य दिवस (बुधवार को छोड़कर) पूर्वाह्न 09.15 बजे से अपराह्न 12.30 बजे तक

Public Meeting Time : 09:00 am to 12:30 pm (All working days except Wednesday)



 **Passport_Application_Form_Filling_PPT revised.pdf**
1331K

FORM FILLING GUIDELINES FOR PASSPORT APPLICATION

Website- Passportindia.gov.in (MEA official site)

Toll free- 1800-258-1800



Passport Seva

Consular, Passport & Visa Division
Ministry of External Affairs, Government of India

[Home](#)[About Us](#)[Passport Offices](#)[Consular / Visa](#)[RTI](#)[Citizens' Charter](#)[Contact Us](#)[What's New](#)

Passport Seva Kendra (PSKs) and Post Office Passport Seva Kendras (POPSKs) have been resumed. Please refer the list of operational PSKs at

[New User Registration](#)[Existing User Login](#)[Check Appointment Availability](#)[Track Application Status](#)

Shri V. Muraleedharan

Minister of State for External Affairs

Shri V. Muraleedharan took charge as Minister of State for External Affairs and Minister of State for Parliamentary Affairs on 31st May, 2019.

Earlier Shri Muraleedharan was elected to Rajya Sabha from Maharashtra. In June 2018, he was nominated as Member to the Standing Committee on External Affairs.

[Profile](#)

First time users need to complete a brief registration process under “New User Registration” **ONLY** on **passportindia.gov.in** (the only official & authorized MEA portal)

National Call Centre

1800-258-1800

Passport Office Page

Passport Office

Mission/Post Page

Country

Login for Official Users

Official Users

Notices and Updates

[Latest News](#)[Circular](#)

- Speech by Honourable EAM on the occasion of Passport Seva Diwas 2020. *******
- Speech by Honourable MoS on the event of Passport Seva Diwas 2020. *******
- Press Release on Passport Seva Diwas 2020. *******

Before You Apply

[Information Corner](#)[Forms and Affidavits](#)[Document Advisor](#)[Feedback and Grievance](#)[Getting Started](#)[FAQs](#)[Passport Act and Rules](#)[Quick Guides](#)[Instructions Booklet](#)[All India Network of Passport Services](#)[Public Advisory](#)[Tatkaal Appointment Opening Time](#)[Appointment Availability Status](#)[Fee Calculator](#)[Know your Police Station](#)[Locate Passport Seva Kendra](#)[Locate Common Service Centers](#)[Caution for Public](#)

Steps to Apply

[Online Services](#)[Ordinary Passport](#)[Diplomatic/ Official Passport](#)[Police Clearance Certificate](#)

Value Added Services

- mPassport Seva App
- mPassport Police App
- Premium SMS Services



User Registration

Operations at select Passport Seva Kendra (PSKs) and Post Office Passport Seva Kendras (POPSKs) have been resumed. Please refer the list

Information Corner	
Getting Started	
Passport Act and Rules	▶
FAQs	▶
Locate Passport Seva Kendra	
Locate Common Service Centers	
Fee Calculator	
Appointment Availability Status	New!
Know your	
Quick Guides	▶
Grievance/Feedback	
Track Grievance Status	
Information	
Value Added Services	

You are here : Home > New User Registration

User Registration

Important Information: Passport application can be processed at any PSK/POPSK/PSLK WITHIN INDIA irrespective of your residential address. Fields marked with asterisk (*) are mandatory

- Click here to check the appointment availability at all PSK/POPSK/PSLK.
- Click here to know more about Apply Anywhere in India scheme for Passport Services.

Register to apply at* CPV Delhi Passport Office

Select the 'CPV Delhi' option to apply for Diplomatic/Official passport at Consular, Passport and Visa (CPV) division, Delhi.

Passport Office* ▼

Tibetan Refugees applying for Identity Certificate must register with 'Delhi' Passport Office.

Given Name (Max 45 Characters)*

First Name + Middle Name Initials and honorifics (e.g. Dr., Col., etc.) are not allowed.

Surname (Max 45 Characters)

Date of Birth (DD/MM/YYYY)* 17

E-mail Id (Max 35 Characters)*

Do you want your Login Id to be same as E-mail Id? Yes No

Login Id* [Check Availability](#)

Password* [Password Policy](#)

Confirm Password*

Hint Question* ▼

Hint Answer*

Enter Characters Displayed*   

[Register](#) [Clear](#)

Selection of Passport Office to be done as per present residential address. Login ID & Password are to be kept safely to access the application



Passport Seva

Consular, Passport & Visa Division

Ministry of External Affairs, Government of India



[Home](#)

[About Us](#) ▾

[Passport Offices](#) ▾

[Consular / Visa](#) ▾

[RTI](#)

[Citizens' Charter](#)

[Contact Us](#) ▾

[What's New](#)

Search...



Operations at select Passport Seva Kendra (PSKs) and Pos:

Information Corner

[Getting Started](#)

[Passport Act and Rules](#) ▾

[FAQs](#) ▾

[Locate Passport Seva Kendra](#)

[Locate Common Service Centers](#)

[Fee Calculator](#)

[Appointment Availability Status](#) New!

[Know your Police Station](#)

[Quick Guides](#) ▾

Registration Confirmation

Thank you for registering on the Passport Seva Portal. To activate your account, please click the link in the email sent to your email Id. This link will be active only till 31/07/2020.

Post registration, an activation link is sent on the registered email ID. The applicant needs to click the link in the email to activate the account on the portal.



Passport Seva

Consular, Passport & Visa Division

Ministry of External Affairs, Government of India



Operations at select Passport Seva Kendra (PSKs) and Post Office Passport Seva Kendras

- [New User Registration](#)
- [Existing User Login](#)
- [Check Appointment Availability](#)
- [Track Application Status](#)



Dr. S. Jaishankar

External Affairs Minister

After successful activation of the account, the applicant has to go back to home page and click on "Existing User Login" for Passport / PCC application form filling process

National Call Centre

1800-258-1800

Passport Office Page

Mission/Post Page

Login for Official Users

Notices and Updates

Latest News

Circular

Restrictions on the number of rescheduling allowed for appointments have been relaxed in case applicant is unable to visit the PSK/POPSK on the date of appointment. Applicants are advised to wear a mask, carry sanitizer, download and install Aarogya Setu App and follow social distancing norms at PSKs/POPSKs

Before You Apply

Information Corner	Forms and Affidavits	Document Advisor	Feedback and Grievance
Getting Started		Tatkaal Appointment Opening Time	
FAQs		Appointment Availability Status	
Passport Act and Rules		Fee Calculator	
Quick Guides		Know your Police Station	
Instructions Booklet		Locate Passport Seva Kendra	
All India Network of Passport Services		Locate Common Service Centers	
Public Advisory		Caution for Public	

Steps to Apply

Online Services

- [Ordinary Passport](#)
- [Diplomatic/ Official Passport](#)
- [Police Clearance Certificate](#)

Value Added Services

	mPassport Seva App	
	mPassport Police App	
	Premium SMS Services	



Passport Seva

Consular, Passport & Visa Division

Ministry of External Affairs, Government of India



[Home](#)

[About Us](#) ▾

[Passport Offices](#) ▾

[Consular / Visa](#) ▾

[RTI](#)

[Citizens' Charter](#)

[Contact Us](#) ▾

[What's New](#)



Operations at select Passport Seva Kendra (PSK)

Information Corner

[Getting Started](#)

[Passport Act and Rules](#) ▸

[FAQs](#) ▸

[Locate Passport Seva Kendra](#)

[Locate Common Service Centers](#)

[Fee Calculator](#)

[Appointment Availability Status](#) New!

[Know your Police Station](#)

[Quick Guides](#) ▸

[Tatkaal Appointment Opening Time](#)

[Instructions Booklet](#)

[All India Network of Passport Services](#)

Login

Fields marked with asterisk (*) are mandatory

Login Id*

Password*

Enter Characters Displayed *



[Register \(New User\)](#) | [Having Trouble Logging in ?](#)

[Login](#)

Already set Login ID & Password is to be used to login the account for further process



Passport Seva

Consular, Passport & Visa Division

Ministry of External Affairs, Government of India



HARMEETK123 | Last Login: 24/07/2020 16:41:18 | [Logout](#)

[Applicant Home](#)

[About Us](#) ▾

[Passport Offices](#) ▾

[Consular / Visa](#) ▾

[RTI](#)

[Citizens' Charter](#)

[Contact Us](#) ▾

[What's New](#)

Search...



Operations at select Passport Seva Kendra

Services

- ▶ [View Saved/Submitted Applications](#)
- ▶ [Apply for Fresh Passport/Re-issue of Passport](#)
- ▶ [Apply for Police Clearance Certificate](#)
- ▶ [Apply for Background Verification for GEP](#)
- ▶ [Apply for Diplomatic/Official Passport](#)
- ▶ [Apply for Identity Certificate](#)
- ▶ [Apply for Surrender Certificate](#)

Applicant Home

[Apply for Fresh Passport/Re-issue of Passport](#) ←

[Apply for Police Clearance Certificate](#) ←

[Apply for Background Verification for GEP](#)

[Apply for Diplomatic/Official Passport](#)

[Apply for Identity Certificate](#)

[Apply for Surrender Certificate](#)

[Apply for LoC Permit](#)

[View Saved/Submitted Applications](#)

Click on “Apply for Fresh Passport / Re-issue of Passport” or “Apply for Police Clearance Certificate” as per the requirement. In case the applicant holds a previous passport or has previously applied for a passport, “Re-issue of Passport” option is to be selected.



Passport Seva

Consular, Passport & Visa Division

Ministry of External Affairs, Government of India



HARMEETK123 | Last Login: 24/07/2020 16:41:18 | [Logout](#)

[Applicant Home](#)

[About Us](#) ▾

[Passport Offices](#) ▾

[Consular / Visa](#) ▾

[RTI](#)

[Citizens' Charter](#)

[Contact Us](#) ▾

[What's New](#)

Search...



▶ **to the nearest operational PSK/POPSK to avail the services. Restrictions on the number of rescheduling allowed for appointments have been rel:**

Services

▶ [View Saved/Submitted Applications](#)

▶ [Apply for Fresh Passport/Re-issue of](#)

Passpor

▶ [Apply fo](#)

▶ [Apply fo](#)

▶ [Apply fo](#)

▶ [Apply fo](#)

▶ [Apply for Surrender Certificate](#)

Both options of Online & Offline form filling are available to applicants

Apply for Fresh Passport/Re-issue of Passport

You can apply for a fresh passport or Re-issue of a passport using two alternatives:

Fill Online


Alternative 1



1. You can fill the application form online (internet connection is required to fill the form online). [Click here to fill the application form online](#)

OR

Alternative 2



1. You can download the soft copy of the form. [Click here to download the soft copy of the form](#)
2. Fill it offline (internet connection is not required to fill the form offline)
3. Upload the filled form. [Click here to upload the filled form](#)

Download, fill & Upload



Passport Seva

Consular, Passport & Visa Division

Ministry of External Affairs, Government of India



HARMEETK123 | Last Login: 24/07/2020 16:41:18 | [Logout](#)

[Applicant Home](#)

[About Us](#) ▾

[Passport Offices](#) ▾

[Consular / Visa](#) ▾

[RTI](#)

[Citizens' Charter](#)

[Contact Us](#) ▾

[What's New](#)



Services at select Passport Seva Kendra (PSKs) and Post Office Passport Seva Kendras (POPSKs) have been resumed. Please refer the list of operation.

Services

[View Saved](#)

[Apply for Fr
Passport](#)

[Apply for Po](#)

[Apply for Ba](#)

[Apply for Di](#)

[Apply for Id](#)

[Apply for Su](#)

[Apply for LoC Permit](#)

**Correct RPO
"Chandigarh"
to be selected
so as to get
appointment
in your
nearest PSK**

RPO Selection

Fields marked with asterisk (*) are mandatory

Important Information: Passport application can be processed at any PSK/POPSK/PSLK WITHIN INDIA irrespective of your residential address.

- [Click here to check the appointment availability at all PSK/POPSK/PSLK.](#)
- [Click here to know more about Apply Anywhere in India scheme for Passport Services.](#)

**Select RPO
Chandigarh**

Please choose RPO by selecting the state and district where you want to submit your application

State*

Chandigarh ▾

District*

----- Select ----- ▾



India

HARMEETK123 | Last Login: 24/07/2020 16:41:18 | Logout

Services ▾ Consular / Visa ▾ RTI Citizens' Charter Contact Us ▾ What's New Search... 🔍

Operations at select Pass

Passport Type

Fields marked with asterisk (*) are mandatory

Please read the Passport Instruction Booklet carefully before filling the application form. Furnishing of incorrect information/suppression of information would lead to rejection of application and would attract penal provisions as prescribed under the Passports Act, 1967. Please produce your original documents at the time of submission of the form.

Emergency Contact

Identity Certificate/Passport Details

Other Details

Passport Details Verification

Self Declaration

Applying for * Fresh Passport Re-issue of Passport ←

Type of Application * Normal Tatkaal ←

Type of Passport Booklet * 36 Pages 60 Pages ←

[Next >>](#)

Note: While applying under Fresh Issuance category - please make sure you never held a Passport of the applied category (i.e. Ordinary Passport, Diplomatic Passport or Official Passport) in the past.

It is advisable for applicants to read the general form filling & passport related instructions / F.A.Qs and refer the **document advisory** from the **Information corner and document advisor** on the home page. Correct options are to be clicked basis requirement, documentation and previously held passport status for flawless service experience

Applicant Details

Fields marked with asterisk (*) are mandatory

[Help](#)

Given Name (Max 45 Characters)*

Surname (Max 45 Characters)

Gender *

- Male
 Transgender
 Female

Have you ever been known by other names (aliases)? (Max 45 Characters)

Yes No

Have you ever changed your name? *

Yes No

Date of Birth (DD/MM/YYYY)*

Is your Place of Birth out of India?*

Yes No

Place of Birth (Village/Town/City) *

State/UT *

----- Select -----

District *

----- Select -----

Marital Status *

----- Select -----

Citizenship of India by *

- Birth
 Registration/ Naturalization
 Descent

PAN (if available)

Voter Id (if available)

Employment Type *

----- Select -----

Is either of your parent (in case of minor)/spouse, a government servant? *

Yes No

Educational qualification *

----- Select -----

Is applicant eligible for Non-ECR category? * [Click here](#)

Yes No

Visible distinguishing mark

Aadhaar Number (if available)

First Name - Middle Name
Initials and honorifics (e.g. Dr., Col., etc.) are not allowed.

Fill correct & precise information which tallies with the available documents. Applicant to **carry all original documents** to the PSK for verification purpose

Enter only alphanumeric part without special characters such as / e.g. RJ32332233444

[Documents Required for Non-ECR](#)

[Validate Aadhaar Number](#)

I, the holder of above mentioned Aadhaar Number, hereby give my consent to Passport Seva to obtain my Aadhaar Number, Name and Fingerprint/Iris for authentication with UIDAI. I have no objection using my identity and biometric information for validation with Aadhaar (CIDR) database only for the purpose of authentication.

I Agree Yes No

[Save My Details](#)

[<< Prev](#)

[Next >>](#)



Passport Seva

Consular, Passport & Visa Division

Ministry of External Affairs, Government of India



HARMEETK123 | Last

[Applicant Home](#) | [About Us](#) | [Passport Offices](#) | [Consular / Visa](#) | [RTI](#) | [Citizens' Charter](#) | [Contact Us](#) | [What's New](#)

Operations

 Passport Type Applicant Details

Present Residential Address

Family Details

Emergency Contact

Identity Certificate/Passport Details

Other Details

Passport Details Verification

Self Declaration

Family Details

Fields

Please enter Father, Mother or Legal Guardian Names as applicable (specifying at least one)

Father's Given Name (First Name + Middle Name)

Surname

Mother's Given Name (First Name + Middle Name)

Surname

Legal Guardian's Given Name (If applicable)

Surname

Since applicant is minor, enter the following details.

Father/Legal Guardian's File/Passport Number

Father/Legal Guardian's Nationality, if not Indian

Mother/Legal Guardian's File/Passport Number

Mother/Legal Guardian's Nationality, if not Indian

Note:

- If either parent holds a valid passport with spouse name endorsed, passport will be issued without police verification. Original passport of parent(s) should be presented for the verification.
- If parent(s) hold a valid passport, but spouse name is not endorsed, then they must apply for their passport. For this they have to apply for a reissue of passport and get their passport name endorsed. Processing of minor's passport would be much faster if the parents' name along with the minors passport application form.
- Write the nationality of the minors parent(s) or legal guardian if it is other than Indian.

Short names, Initials, Titles are not acceptable in passport related matters. Complete father / mother name to be mentioned in the form which should tally with educational documents, ID & address proofs being furnished. Legal guardian cases should be accompanied by proper legal documents.

[Save My Details](#)[<< Prev](#)[Next >>](#)



Passport Seva

Consular, Passport & Visa Division

Ministry of External Affairs, Government of India

Emergency Contacts may include any reliable individual well known to the applicant and who may be reached by the passport authorities in case of an emergency / unavailability of the applicant



| Last Login: 24/07/2020 16:41:18 | [Logout](#)

[Applicant Home](#)

[About Us](#) ▾

[Passport Offices](#) ▾

[Consular / Visa](#) ▾

[RTI](#)

[Citizens' Charter](#)

[Contact Us](#) ▾

[What's New](#)

Search...



Operations at select Pass

✔ Passport Type

✔ Applicant Details

✔ Family Details

✔ Present Residential Address

Emergency Contact

Identity Certificate/Passport Details

Other Details

Passport Details Verification

Self Declaration

Emergency Contact

Fields marked with asterisk (*) are mandatory

[Help](#)

Name and Address *

Mobile Number *

Telephone Number

E-mail Id

[Save My Details](#)

[<< Prev](#)

[Next >>](#)



Passport Seva

Consular, Passport & Visa Division
Ministry of External Affairs, Government of India



st Login: 24/07/2020 16:41:18 | [Logout](#)

[Applicant Home](#) [About Us](#) [Passport C](#)

hat's New

ort Seva Kendra (PSKs) and Pc

Students are eligible for getting their permanent address on the passport. Bonafide letter & Student ID card is a must for it. Police station & pin code to be filled correctly for correct & timely execution of police verification report.

- Passport Type
- Applicant Details
- Family Details
- Present Residential Address**
- Emergency Contact
- Identity Certificate/Passport Details
- Other Details
- Passport Details Verification
- Self Declaration

Fields marked with asterisk (*) are mandatory

[Help](#)

(Proof Of Present Residential Address)

[List of Acceptable Documents](#)

Is your present address out of India? * Yes No

House No. and Street Name *
48 Characters remaining

Village/Town/City *

State/UT *

District *

Police Station *

PIN Code*

Mobile Number *

Telephone Number

E-mail Id *

Is Permanent Address available?* Yes No

[Save My Details](#) [<< Prev](#) [Next >>](#)



Passport Type

Applicant Details

Family Details

Present Residential Address

Emergency Contact

Identity Certificate/Passport Details

Other Details

Passport Details Verification

Self Declaration

Identity Certificate/Passport Details

Correct options are to be clicked to avoid any complication during the application processing process in the PSK

Have you ever held/hold any Identity Certificate?*

(Identity Certificate (IC) is normally issued to Tibetan/other stateless people residing in India)

Yes No

Details of Previous/Current Diplomatic/Official Passport*

Details Available

Details Not Available / Never Held Diplomatic/Official Passport

Have you ever applied for passport, but not issued? *

Yes No

[Save My Details](#)

[<< Prev](#)

[Next >>](#)

Other Details

Fields marked with asterisk (*) are mandatory

[Help](#)

1) Provide the following details if there are any criminal proceedings pending against the applicant.

Are any proceedings in respect of an offence alleged to have been committed by you pending before a criminal court in India?* Yes No

Has any warrant or summons for your appearance been issued & pending before a court under any law for the time being in force?* Yes No

Has a warrant for your arrest been issued by a court under any law for the time being in force?* Yes No

Has an order prohibiting your departure from India been made by any court? * Yes No

2) Provide the following details if the applicant has been convicted by a court in India.

Have you at, any time during the period of five years immediately preceding the date of this application been convicted by a court in India for offence involving moral turpitude and sentenced in respect thereof to imprisonment for not less than two years?* Yes No

3) Provide the following details if the applicant has been refused/denied passport.

Have you ever been refused/denied passport? * Yes No

Has your passport ever been impounded?* Yes No

Has your passport ever been revoked?* Yes No

4) Provide the following details if applicant has applied for or been granted foreign citizenship.

Have you ever been granted citizenship by any other country?* Yes No

Have you ever held the passport of any other country at any time?* Yes No

Have you ever surrendered your Indian passport?* Yes No

Have you ever applied for renunciation of Indian citizenship?* Yes No

5) Provide the following details if applicant has returned to India on Emergency Certificate.

Have you ever returned to India on Emergency Certificate (EC)?* Yes No

Have you ever been deported from any country?* Yes No

Have you ever been repatriated from any country back to India?* Yes No

Passport Type

Applicant Details

Family Details

Present Residential Address

Emergency Contact

Identity Certificate/Passport Details

Other Details

Passport Details Verification

Self Declaration

Correct and precise information is to be clicked. Any wrong information may result in rejection of application and/or legal action against the applicant from passport authorities

Save My Details

<< Prev

Next >>

- ✔ Passport Type
- ✔ Applicant Details
- ✔ Family Details
- ✔ Present Residential Address
- ✔ Emergency Contact
- ✔ Identity Certificate/Passport Details
- ✔ Other Details
- Passport Details Verification
- Self Declaration

Passport Details Verification

Please verify the details shown below (like spelling of name, address etc.), which will be printed on your passport.

Passport Preview Details		
भारत गणराज्य REPUBLIC OF INDIA		
प्रकार/Type	राष्ट्र कोड/CountryCode	पासपोर्ट नं./PassportNo.
P	IND	
उपनाम/Surname		
दिया गया नाम/Given Name(s)		
HARMEET		
राष्ट्रियता/Nationality	लिंग/Sex	जन्म तिथि/Date of Birth
INDIAN	F	23/08/2005
जन्म स्थान/Place of Birth		
JALANDHAR, PUNJAB		
जारी करने का स्थान/Place of Issue		
जारी करने की तिथि/Date of Issue		समाप्त की तिथि/Date of Expiry
EMIGRATION CHECK REQUIRED		
पिता/प्राप्तकर्ता अधिकारी का नाम/Name of Father/Legal Guardian		
ABC XYZ		
माता का नाम/Name of Mother		
HGF		
पति या पत्नी का नाम/Name of Spouse		
पता/Address		
HFGHF		
CHANDIGARH, CHANDIGARH		
PIN: 160030, CHANDIGARH, INDIA		
पुराने पासपोर्ट का नं. और इसकी जारी होने की तिथि एवं स्थान/Old Passport No with Date and Place of Issue		
फाइल नं./File No.		

Preview page to be thoroughly checked for correctness of data before submission. Incase of any incorrect findings, go back to passport application page for correction.
Passport will be printed resembling this preview page.





- ✓ Passport Type
- ✓ Applicant Details
- ✓ Present Residential Address
- ✓ Family Details
- ✓ Emergency Contact
- ✓ Identity Certificate/Passport Details
- ✓ Other Details
- ✓ Passport Details Verification

Self Declaration

Relevant documents to be selected basis which the form is filled. Carry these documents in **original** at the PSK. Applicants may opt for enrolment of SMS service (Optional) on this page for hassle free end to end tracking of their application

Self Declaration

Fields marked with asterisk (*) are mandatory

The selected document(s) needs to be submitted at PSK/Passport Office for verification

Proof of Birth (Select from drop-down)* [more information..](#)

A declaration given by the Head of the Orphanage/Child Care Home on their official letter head of the organization confir... ▾

Proof of Present Residential Address (Select from drop-down)* [more information..](#)

Electricity bill ▾

Annexures/Affidavits (Select as applicable):

- A declaration affirming the particulars furnished in the application about the minor as per [Annexure C](#) (one parent not given consent)
- A declaration affirming the particulars furnished in the application about the minor as per [Annexure D](#)
- A declaration affirming the particulars furnished in the application about the minor as per [Annexure I](#)

Passport Seva SMS Services Enrolment (select YES or NO)- Optional service

YES, I wish to enrol for 'Passport Seva SMS Services'.

I agree to pay Rs. 50/- (FIFTY ONLY) inclusive of all taxes, in cash when visiting the PSK for processing of application on appointment day, as one-time enrolment charges for Passport Seva SMS Services.

Mobile No.*
(for eg:
91XXXXXXXXXX)

Enrol your Mobile Number for updates, response to queries, reminders and alerts
[Click here to know more](#)

NO, I do not want to enrol for 'Passport Seva SMS Services'.

You have not opted for Passport Seva SMS Services. If you still want to enrol for value added SMS service, please select the Yes check box above.

With enrolment for this service, I agree to receive SMS updates from Passport Seva. I also agree to pay the charges for the SMS that I would send to Passport Seva as per my mobile Service Operator tariff norms.

Please read the declaration carefully.

I owe allegiance to the sovereignty, unity & integrity of India, and have not voluntarily acquired citizenship or travel document of any other country. I have not lost, surrendered or been deprived of the citizenship of India. I have not contravened any of the conditions relating to the possession and use of an Indian passport.

I affirm that the information and particulars given by me in this form are true and correct. I further state that I am not suppressing any material information in this regard. I further affirm that the enclosures and documentary proof submitted in support of my application for an Indian passport are authentic and solely pertain to me and I am fully responsible for the accuracy of the same. I am liable to be penalized or prosecuted if found otherwise. I am aware that under the Passports Act, 1967 it is a criminal offence to furnish any false information or to suppress any material information with a view to obtaining passport or travel document.

I have read and understood the contents of the above and by submitting this form certify that all the information submitted by me in the form is bonafide.

Place *

Date *

I Agree

[Save My Details](#)

[<< Prev](#)

[Preview Application Form](#)

[Submit Form](#)

NOTE:-



Passport Seva

Consular, Passport & Visa Division

Ministry of External Affairs, Government of India



HARMEETK123 | Last Login: 24/07/2020 16:41:18 | Logout

- Applicant Home
- About Us ▾
- Passport Offices ▾
- Consular / Visa ▾
- RTI
- Citizens' Charter
- Contact Us ▾
- What's New
- Search...

Operations at select Passport Seva Kendra (PSKs) and Post Office Passport Seva Kendra

Services

- > View Saved/Submitted Applications
- > Apply for Fresh Passport/Re-issue of Passport
- > Apply for Police Clearance Certificate
- > Apply for Background Verification for GEP
- > Apply for Diplomatic/Official Passport

Your application form has been submitted successfully.

Your Application Reference Number(ARN) is: 20-0004693374

[Pay and Schedule Appointment](#)

[Print Application Receipt](#)

[Upload Supporting Documents](#)

Applicants can now pay for their Passport & PCC applications using various convenient options which are safe and secure

Uploading documents is not mandatory

Choose Payment Mode

Fields marked with asterisk (*) are mandatory

**PAYMENT ONCE MADE FOR AVAILING PASSPORT SERVICES WILL NOT BE REFUNDED.
IF THE PAYMENT IS SUCCESSFULLY DONE, PLEASE DO NOT PAY AGAIN.**

Select an Option*

- Online Payment (Internet Banking, Debit Card, Credit Card)
- Challan Payment (Pay in Cash at SBI Branch)

Option 1

Option 2

Next >>

NOTE:

Online Payment (Internet Banking, Debit Card, Credit Card)

- Step 1. Click the **"Pay and Schedule Appointment"** link, select the 'Online Payment' option, click the **Next >>** button. Select the desired Passport Office, and click the **Next >>** button.
- Step 2. Click the **Pay and Book Appointment** button to redirect to State Bank of India's Multi Option Payment System (MOPS).
- Step 3. Select the Mode of Payment (NET BANKING/CARD PAYMENTS/UPI), follow the instructions and make payment. Please do not click the Back button or refresh the page, as this may lead to failure of transaction.
- Step 4. Once the payment is successful, an appointment will be **booked automatically** for the selected Passport Seva Kendra/Passport Office and the "Appointment Confirmation" screen of PSP Portal will be displayed.
- Step 5. Take a printout of the Application (ARN) Receipt, and carry it along while visiting the Passport Seva Kendra/Passport Office on the given appointment date/time.

Challan Payment (Pay in Cash at SBI Branch)

- Step 1. Click the **"Pay and Schedule Appointment"** link, select the 'Challan Payment' option, click the **Next >>** button. Generate and print SBI Bank Challan through the **Generate Challan** button.
- Step 2. Submit the Challan along with indicated application fee (**in cash**) at the nearest **SBI Branch** after least three hours of Challan generation.
- Step 3. Payment will be reflected after at least two working days of depositing the fee in the SBI branch. Click the **"Track Payment Status"** link to track Payment Status.
- Step 4. If Payment Status is displayed as **Success**, click the **"Schedule Appointment"** link, to schedule appointment.
- Step 5. Select the desired Passport Office, and click the **Book Appointment** button. An appointment (if available) will be **booked automatically** for the selected location.
- Step 6. Take a printout of the Application (ARN) Receipt, and carry it along while visiting the Passport Seva Kendra/Passport Office on the given appointment date/time.

Steps

Internet Banking, Debit / Credit Cards, UPI & Challans are the various options available for payment of Passport / PCC applications



Passport Seva

Consular, Passport & Visa Division

Ministry of External Affairs, Government of India



HARMEETK123 | Last Login: 24/07/2020 16:41:18 | [Logout](#)

- [Applicant Home](#)
- [About Us](#)
- [Passport Offices](#)
- [Consular / Visa](#)
- [RTI](#)
- [Citizens' Charter](#)
- [Contact Us](#)
- [What's New](#)
-

Operations at select Passport Seva Kendra (PSKs) and Post Offi

Services

- > View Saved/Submitted Applications
- > Apply for Fresh Passport/Re-issue of Passport
- > Apply for Police Clearance Certificate
- > Apply for Background Verification for GEP
- > Apply for Diplomatic/Official Passport
- > Apply for Identity Certificate

Schedule Appointment

Fields marked with asterisk (*) are mandatory

You have not taken an appointment.

Application Reference No.	20-0004693374
Given Name	HARMEET
Surname	
Date of Birth	23/08/2005

[Next >>](#)

Applicants can book appointment for the selected PSK basis availability from a wide 90 Days window. Incase of a no show at the PSK, appointment may be rescheduled for a future date on the same fee.

- > View Saved/Submitted Applications
- > Apply for Fresh Passport/Re-issue of Passport
- > Apply for Police Clearance Certificate
- > Apply for Background Verification for GEP
- > Apply for Diplomatic/Official Passport
- > Apply for Identity Certificate
- > Apply for Surrender Certificate
- > Apply for LoC Permit
- > Affidavits/Annexures
- > Download e-Form
- > Upload e-Form
- > Fee Calculator
- > Document Advisor
- > Locate Passport Seva Kendra

Appointment Availability #

RPO Chandigarh

PSK Ambala	Available for 27/07/2020
PSK Chandigarh	Available for 27/07/2020
PSK Ludhiana	Available for 28/07/2020
RPO Chandigarh	Not Available
Post Office PSK Sirsa	Available for 28/07/2020
POPSK Yamunanagar	Available for 30/07/2020
POPSK Karnal	Available for 03/08/2020
POPSK Kaithal	Booked till 31/07/2020
POPSK Hisar	Booked till 31/07/2020
POPSK Panipat	Booked till 31/07/2020
POPSK Bhiwani	Booked till 31/07/2020
POPSK Sirsa	Not Available
POPSK Bathinda	Not Available
POPSK Patiala	Not Available
POPSK Malerkotla	Not Available
POPSK Bassi Pathanan	Not Available
POPSK Ropar	Not Available
Post Office PSK Bassi Pathanan	Not Available
Post Office PSK Malerkotla	Not Available
Post Office PSK Ropar	Not Available

Choose Location

- # Earliest appointment availability date is as per pool of normal appointment quota. However, appointments against cancellation may become available prior to the displayed date.
- # Tatkaal & PCC appointments are not released on Thursdays and Fridays in certain RPOs.
- # To view the appointment opening time at each RPO please [Click here](#)

Application Reference No. 20-0004693374

PSK/RPO/Camp/Mela Location *

PSK/RPO/Camp/Mela Address

Enter Characters Displayed *   

Next >>

Applicant can see the availability status of appointments of all locations within the selected RPO and may choose any location as per availability & his convenience



Passport Seva

Consular, Passport & Visa Division

Ministry of External Affairs, Government of India



HARMEETK123 | Last Login: 24/07/2020 16:41:18 | [Logout](#)

[Applicant Home](#)

[About Us](#) ▾

[Passport Offices](#) ▾

[Consular / Visa](#) ▾

[RTI](#)

[Citizens' Charter](#)

[Contact Us](#) ▾

[What's New](#)

Operations at select Passport Seva Kendra (PSKs) and Post Office Pz

Services

- > [View Saved/Submitted Applications](#)
- > [Apply for Fresh Passport/Re-issue of Passport](#)
- > [Apply for Police Clearance Certificate](#)
- > [Apply for Background Verification for GEP](#)
- > [Apply for Diplomatic/Official Passport](#)
- > [Apply for Identity Certificate](#)
- > [Apply for Surrender Certificate](#)
- > [Apply for LoC Permit](#)
- > [Affidavits/Annexures](#)

Pay And Book Appointment

PAYMENT ONCE MADE FOR AVAILING PASSPORT SERVICES WILL NOT BE REFUNDED. IF THE PAYMENT IS SUCCESSFULLY DONE, PLEASE DO NOT PAY AGAIN.

PLEASE COMPLETE YOUR TRANSACTION WITHIN 5 MINUTES

Application Reference Number	20-0004893374
Given Name	HARMEET
Service Type	FRESH
Type of Application	NORMAL
Total Fee (Rs.)	1000.00
Amount to be Paid (Rs.)	1000.00
Contact Number	9780882274

Applicant may choose any available date of his choice and convenience and needs to report at that PSK on the given date & time to avoid any inconvenience

EARLIEST APPOINTMENT AVAILABLE FOR 27/07/2020 . To proceed click Pay and Book Appointment

or [Select another Appointment Date](#)

[Pay and Book Appointment](#)



Thank You

